

How to Vote Overseas




Agudath Israel
of America
אגודת ישראל באמריקה

If you will be unable to vote in person, you can request a FPCA (Federal Post Card Application) by going to <https://www.fvap.gov/> click on the red 'request your ballot now' button, follow the instructions from there. Requesting a FPCA will simultaneously register you to vote, if you are not already registered.

If you are a resident of Florida, Idaho, Maryland, South Dakota or Wisconsin and are registering to vote with your FPCA, you must mail back your ballot. Therefore it is advisable for residents of those states to first register to vote before requesting a FPCA, so that they can email back the ballot.

To register to vote or check your registration status please visit <https://agudah.org/voter-registration-information/>.

 Be cognizant of your states registration and voting deadlines. If you mail back your absentee ballot, your state may require it to be received by election day. To view your states deadlines please visit <https://agudah.org/voter-absentee-deadlines/>



If applicable in your state, select the option to have your ballot emailed to you. This is the fastest way to get your ballot and ensures you have it in time to return a completed form before your state’s deadline.

Be sure to read the instructions on how to return the ballot carefully. In Alabama Arkansas and Connecticut, you must mail back the ballot. In California you have the option of faxing the ballot, (but not emailing it back). Florida Idaho Maryland South Dakota and Wisconsin allow you to email the ballot if you are already registered to vote. If you are using the FPCA to register to vote, you must mail back the ballot. All other states allow you to email the ballot, however you may still have to mail back the original ballot in addition to the emailed ballot.

When emailing back the ballot be sure to follow all of the instructions carefully, be sure to include the 'Transmission Cover Sheet'. Email this package directly to your election official. A copy of the transmission cover sheet can be found at <https://www.fvap.gov/uploads/FVAP/Forms/coversheet.pdf>



If you are waiting for your ballot to arrive via mail and you are concerned about missing the voting deadline of your state, you can request a Federal Write-In Absentee Ballot (FWAB) by going to <https://www.fvap.gov/r3/fwab/state> and follow the instructions to print out a blank ballot and mail it back immediately.

Overseas voters have a number of options for returning completed ballots:

Local mail – If you have a reliable mail service to the United States, put your ballot in the mail with appropriate international postage.

U.S. Embassy Diplomatic Pouch – You or another person can drop off your completed ballot at the nearest U.S. embassy or consulate for return to the United States. It must be addressed to your local election officials and have sufficient U.S. postage, or be in a postage-paid envelope. A postage-paid envelope is available on the FVAP website. Contact the U.S. embassy voting assistance officer or visit the embassy’s website for specific instructions.

Fax, Email, or Internet – Some states permit electronic transmission of completed ballots.

Express Courier Service – If time is short or local mail unreliable, you can use professional courier services such as FedEx, DHL, or UPS at your own expense.



US. citizens that never resided in the US:

In some states, U.S. citizens who were born abroad – and have never resided in the United States – are eligible to vote absentee in the state their parent or legal guardian last resided.

Can vote for Federal Offices only:

Alaska
Connecticut
Delaware
Illinois
Minnesota

Montana
New York
Rhode Island
Wisconsin

Can vote for State and Federal Offices:

Arizona
California
Colorado
Georgia
Hawaii
Iowa
Kansas
Kentucky
Maine
Massachusetts
Michigan
Nebraska
Nevada
New Hampshire
New Jersey





New Mexico
North Carolina
North Dakota
Ohio
Oklahoma
Oregon
South Carolina
South Dakota
Tennessee
Vermont
Virginia
Washington
West Virginia
Wyoming



Common mistakes

In 2016 over 300,000 absentee ballots were disqualified!

When filling out the ballot, be sure to carefully follow all the instructions to ensure your vote is not invalidated.

-  **Be sure to write your legal name as it appears on your government issued ID. If you have changed your legal name, you need to reregister to vote. If you have a drivers license or other government issued ID with your new name on it, you may have already automatically reregistered. You can check your registration status <https://agudah.org/are-you-registered-to-vote/>**
-  **Write the date as mm-dd-yyyy.**
-  **Be sure to sign the absentee ballot. You may need to sign in multiple locations including the outside of the envelope.**
-  **Most states use signature verification on absentee ballots, be sure to sign with the same signature that your state has on file.**





For more assistance, please reach out to Vote@Agudah.org or call 212.797.9000 ext. 218

